



2025 Summer Camp Confirmation Packet

girl scouts 
arizona cactus-pine



What's Inside?

What's Inside?	1
Welcome to Camp!.....	2
Contact Information	4
Preparing for Camp	5
Camper Life	5
Drop Off & Pick Up	9
Camper Health & Safety	11
Communication.....	16
Additional Important Information.....	17
Packing List- Resident/Overnight Camp	16
Packing List- Day Camp.....	17
Camp Driving Maps	18

Welcome to Camp!

Dear Caregivers:

For more than 100 years, girls have chosen Girl Scout Summer camp to help strengthen their confidence, leadership skills, and environmental stewardship. This summer, your Girl Scout will make new friends, learn new skills, and develop talents that will last a lifetime.

Sending your Girl Scout to one of our summer camps is extremely rewarding, and often many questions emerge as you prepare for the summer season. This information packet includes all the insight you'll need to help support a great Girl Scout Summer camp experience for your family. Please read this packet thoroughly and keep it handy as you prepare for camp.

On behalf of the camp directors, administrative staff, unit leaders, and camp counselors, we are all very excited to see your camper this year! We are a strong team of trained camp professionals (many of whom were former campers and/or Girl Scouts) and we cannot wait to show your camper all that summer camp has to offer. We strive to lead by example and be excellent role models for your Girl Scout. The best part of our role is to support campers by building on their existing skills and knowledge, plus always encourage them to try something new!

After reading this packet, if you or your camper have any questions, please don't hesitate to contact us. We're happy to discuss their upcoming experience. You can also find additional camp resources at girlscoutsaz.org/camps.

Diversity, Equity, Inclusion, and Racial Justice Policy

The Girl Scout Movement was founded to help all girls reach their full potential and to create a safe place for girls to foster their individual growth, character, self-sufficiency, and leadership. Girl Scouts–Arizona Cactus-Pine Council (GSACPC) values these founding principles and is committed to upholding them.

GSACPC will not deny membership into the organization because of race, color, ethnicity, religious or spiritual beliefs, age, national origin, socioeconomic status, documentation status, disability, gender identity or sexual orientation.

GSACPC stands in alignment with Girl Scouts of the USA as an anti-racist organization, and we are committed to diversity, equity, inclusion, and racial justice as they are fundamental to achieving our mission. We believe that every girl should have an opportunity to thrive and every individual should have an opportunity to contribute.

Our organization strives to foster an inclusive and welcoming environment where diverse perspectives are valued, systemic barriers are dismantled, and racial equity is actively pursued. We reject all forms of discrimination, bias, and unfair treatment, particularly those rooted in systemic racism. Through education, awareness, advocacy, and accountable actions, we work towards creating a just and equitable society where girls of courage, confidence, and character can make the world a better place.

Camp Culture Guide

The Camp Culture Guide is intended to set expectations for campers, camp staff, and families ahead of their time at camp. Together, we can create a welcoming and inclusive environment that celebrates who we are as individuals.

Camp is a place where everyone should feel comfortable being their authentic self. As the youth mental health crisis grows increasingly prevalent, GSACPC dedicates ourselves to making all Girl Scouts feel seen, heard, and respected. In the space of camp, this culture is especially empowering. Our campers develop the confidence to love who they are, feel valued, and experience the warmth and kindness of peers and mentors. The Camp Culture Guide is not intended to be political or serve any agenda aside from empowering our Girl Scouts and caring for their overall well-being, mental, emotional, and physical health. The Camp Culture Guide intends to help all campers and staff feel valued and respected at camp.

We recommend reviewing the full GSACPC Camp Culture Guide located on our website :

<https://www.girlscoutsaz.org/en/members/for-girl-scouts/camp-and-outdoors/summer-camp/resources.html>

If you have any questions or concerns about what this commitment to diversity, equity, inclusion, and belonging means, please do not hesitate to reach out.

Contact Information

Customer Care:

(602) 452-7030

reghelp@girlscoutsaz.org

Bus Coordinator:

(602) 509-6781

campbus@girlscoutsaz.org

Senior Outdoor Program Manager

Camp Maripai

Summer Camp Director :

Name: Bond Andrews

Phone: (602) 452-7054

maripaidirector@girlscoutsaz.org

MAILING ADDRESS:

Camp Maripai
201 E Marapai Rd
Prescott, AZ 86303-7519

Shadow Rim Ranch

Summer Camp Director:

Name: Maria Savarese

Phone: (928) 301-7333

shadowdirector@girlscoutsaz.org

MAILING ADDRESS:

Shadow Rim Ranch
530 N Shadow Rim Rd
Payson, AZ 85541

Parsons Leadership Center

Summer Camp Director :

Name: Kim Duvall

Phone: (480) 478-4674

parsonsdirector@girlscoutsaz.org

MAILING ADDRESS:

Parsons Leadership Center
1611 E Dobbins Rd
Phoenix, AZ 85042

Willow Springs Program Center

Summer Camp Director :

Name: Iliana Krajeski

Phone: (602) 920-4542

willowdirector@girlscoutsaz.org

(928) 778-5127 CAMP OFFICE

MAILING ADDRESS:

Willow Springs Program Center
775 N Camp Willow Springs Rd
Prescott, AZ 86305-8200

Preparing for Camp

Before your Girl Scout arrives at camp, be sure to:

- Thoroughly read and review this camp confirmation packet with your camper. This packet will help both of you become familiarized with camp.
- Complete all important paperwork that is required for your Girl Scout to attend camp. GSACPC partners with UltraCamp.com to help with this process. If you run into any issues, please contact us at reghelp@girlscoutsaz.org.

Camper Information that is required no later than two weeks before camp session:

- Camper Information
 - Health & Medical History
 - Parent/Caregiver Permissions
 - Youth Camper Agreement
 - Waivers: Equine, Challenge Course/Climbing Tower/Zipline, etc.
 - Photo Release
 - Update Buddy Information
-
- Final payment and required forms are due no later than two weeks prior to their start date.
 - Start a dialogue with your Girl Scout about camp.
 - Pack for camp using the packing list on pg. 18.

Camper Life

Daily Schedule

Overnight Sessions

7:00 am	Wake-up
7:45	Flag Ceremony
8:00	Breakfast
9-12	Activities
12:30 pm	Lunch
1:30-2:30	Me Time (down time to rest/write/reflect)
2:30-5:30	Activities
5:45	Flag Ceremony
6:00	Dinner
7:00	Evening Program
8:30	Get Ready for Bed
10:00	Lights Out

Day Camp

7:30-8:30 am	Drop Off/Arrival
8:30	Breakfast
8:45	Flag Ceremony
9-12	Activities or Field Trips
12:30 pm	Lunch
1:30-2:30	Me Time (down time to rest/write/reflect)
2:30-4:30	Activities
4:30-5:00	Pick Up

Activities at Camp

Campers will have an opportunity to participate in the traditional camp activities in addition to the specific activities outlined within their registered program. All activities are weather permitting and vary depending on the camp location.

Camp Maripai

- Hatchet Throwing
 - Grade 6 & up
- Equestrian
- Agriculture

Shadow Rim Ranch

- Creek Walk
- Heritage Skills
- Canoeing
 - Grade 2 & up
- Climbing Tower
 - Grade 2 & up
- Zipline
 - Grade 4 & up

Willow Springs

- Ceramics
- Drama
- Challenge Course
 - Low- Grade 4 & up,
 - High- Grade 6 & up

Parsons

- Mountain Biking
- Aquatics
- Climbing Tower
 - Grade 2 & up
- Zipline
 - Grade 4 & up
- Slingshot
- Community Partner Engagement

The following activities are provided at all four camps:

- Hiking
- Outdoor Cooking
- Arts and Crafts
- Archery
 - Grade 2 & up
- Sling Shot
- Nature Appreciation
- STEAM
- Team Building

Camper Behavior Agreement

If a camper exhibits disruptive behavior, the individual(s) will be counseled by camp staff. If the behavior continues, the parent/caregivers of the camper will be asked for additional assistance in helping the camper make positive choices.

If the behavior is perceived to be unsafe, harmful to self or others, continually disruptive, or breaks the camper behavior agreement, parents/caregivers will be contacted to pick up their camper from camp. It is the parent/caregiver's responsibility to transport the camper off site. No refund will be given for missed camp opportunities or dismissals from camp due to violation of the camper behavior agreement.

Should you have any questions regarding camper behavior expectations, please contact your Camp Director or the Senior Outdoor Program Manager.

Bullying

Bullying will not be tolerated at camp. Parents and caregivers are encouraged to talk with their camper prior to camp about what to do if your camper observes any bullying at camp. Campers should tell a counselor immediately if they observe any type of bullying. Counselors are trained to help handle these situations with discretion.

Verbal bullying a form of aggression that involves using spoken or written words to intimidate, belittle, or harm another person.

- Teasing
- Name-calling
- Inappropriate sexual comments
- Taunting
- Threatening to cause harm

Social bullying involves hurting someone's reputation or relationships.

- Leaving someone out on purpose
- Telling others not to be friends with someone
- Spreading rumors about someone
- Embarrassing someone in public

Physical bullying involves hurting a person's body or possessions.

- Hitting/kicking/pinching
- Spitting
- Tripping/pushing
- Taking or breaking someone's things
- Making mean or rude hand gestures

Discipline Procedures

If the behavior is seen as extreme, or if this behavior continues, parents or caregiver will be contacted to pick up their camper. It is the parent/caregiver responsibility to transport the camper off site. No refund will be given for missed camp opportunities or dismissals from camp due to violation of the camper behavior agreement.

The following actions are grounds for (including, but not limited to) an immediate call to parent/caregiver to pick up their camper:

- Possession of prohibited items such as weapons, drugs, alcohol, vapes, or cigarettes.
- Sexual or physical harassment of another person.

Shared Responsibilities

Everyone at camp is responsible for completing kapers (chores) within their unit and around camp, some examples include sweeping, setting up or cleaning up after meals, cleaning their unit bathrooms, and putting program supplies away. This is a great way for campers to learn life skills, clean up after themselves, and be a part of a bigger community.

Buddy Request

Campers should be prepared to make friends and they may not be with their buddy for all activities. Sending your Girl Scout to camp will extend both the depth and the breadth of their ability to manage interpersonal relationships. All campers contribute to our summer camp's authentic culture and

participation will help them cultivate new relationships. We encourage all our campers, with or without a buddy, to befriend their cabin mates.

Each camper may request one buddy and each camper needs to request the other. For example: Gabrielle adds Shaunda as their buddy and likewise, Shaunda adds Gabrielle as their buddy. When adding a buddy to your Ultracamp, please use their complete first and last name. If your camper is attending multiple sessions with a different buddy every time, please indicate which session or dates each buddy is for. Always double check to update your campers buddy list every year.

Please note that buddies can only be placed together if they are registered in the same program during the same session.

Another commonly seen occurrence is when three or more girls want to be buddies or placed together in the same cabin. Please do not attempt to create a “circle” of names when registering in an attempt to keep girls together. Here is an example: Gabrielle adds Shaunda, Shaunda adds Brenda, then Brenda adds Gabrielle. This attempt does not translate to camp staff via the paperwork. If you have a specific request for more than two girls to be buddies due to extraordinary circumstances such as: high anxiety, all campers are attending camp for the first time, or due to sensitive accommodation needs, please reach out directly to your Camp Director. While grouping three or more campers together may not always be possible, we will always do our best to accommodate.

We cannot honor buddy request for campers who register in different sessions.

Unit Assignments (Where will I stay ?)

Cabin and unit assignments are finalized shortly before each session and are determined by the number of campers in each session. All campers stay in cabins (unless otherwise noted in the program description), mattresses are provided in all living units, however, bedding is not. Staff members live in cabins adjacent to the campers to give both staff and campers privacy. This allows campers to work together and learn cooperative living skills.

Showers

We are water wise at each site and showers are limited. Each camp has showers and campers are asked to keep their shower time to a minimum of five minutes every 2-3 days. Your camper may want to practice taking five minute showers at home before arriving at camp. Other ways campers can prepare for living at camp is learning their own after shower care routine. For example, brushing their own hair, learning to pick out their own clothing, etc.

Meals and Snacks

Meals at camp are well balanced, tasty, prepared and served by professional catering teams. Meals are typically served cafeteria style. If your camper has allergies or dietary restriction to food, please be sure it is noted in Ultra Camp. Additional allergy and dietary restriction information can be found in the health and wellness section of this packet. We offer four meal options at camp. When registering please be sure you are selecting the best option that suits your campers needs:

- Vegetarian/Vegan
- Dairy Free
- Gluten Free
- Non-Restricted

We try our best to accommodate these common dietary restrictions, however if your camper is more than one of these (for example: gluten free and vegetarian) please inform your Camp Director. If your camper is an exceptionally picky-eater or struggles with an eating disorder, we also ask that you reach out to your Camp Director. If we cannot accommodate for an extenuating circumstance, we may ask that the parent/caregiver plan to pack additional food for their camper's experience.

Trading Post

Each site has a camp store called a Trading Post, where campers can purchase camp merchandise, stuffed animals, jewelry, bandanas, activities, and other items. Campers will visit the Trading Post at least once a week during their stay/session.

Trading Post credits are available for purchase, as an add on, during registration. The account credits can also be purchased, through the council shop up to two weeks prior to your camp session. Credit amounts can be purchased in multiples of \$10, up to a maximum of \$50. The amount you purchase for each camper will be available for use all summer and can be used at multiple camps and council shop. Trading Post funds (store credits) are non-refundable and stored digitally in their camper account. Trading Posts accept all major forms of payment, including cash.

Drop Off & Pick Up at Camp

Willow Springs		Maripai		Shadow Rim	
Sunday Drop Off: 2:00-2:45pm		Sunday Drop Off: 2:00-2:45pm		Sunday Drop Off: 2:00-2:45pm	
Friday Pick Up: 2:00-2:45pm		Friday Pick Up: 2:00-2:45pm		Friday Pick Up: 2:00-2:45pm	
Week	Session Dates	Week	Session Dates	Week	Session Dates
1	June 1 st - June 6 th	1	June 1 st - June 6 th	1	June 1 st - June 6 th
2	June 8 th - June 13 th	2	June 8 th - June 13 th	2	June 8 th - June 13 th
3	June 15 th - June 18 th	3	June 15 th - June 20 th	3	June 15 th - June 20 th
4	June 22 nd - June 27 th	4	June 22 nd - June 27 th	4	June 22 nd - June 27 th
5	July 3 rd - July 5 th	6	July 6 th - July 11 th	6	July 6 th - July 11 th
		7	July 13 th - July 18 th		
		8	July 20 th - July 25 th		

Parsons			
Week	Session Dates	Drop Off	Check Out
1	June 2 nd - June 6 th	Monday - Friday 7:30 - 8:30am	Monday - Friday 4:30 - 5:30pm
2	June 9 th - June 13 th	Monday - Friday 7:30 - 8:30am	Monday - Friday 4:30 - 5:30pm
3	June 16 th - June 20 th	Monday - Friday 7:30 - 8:30am	Monday - Friday 4:30 - 5:30pm
4	June 23 rd - June 27 th	Monday - Friday 7:30 - 8:30am	Monday - Friday 4:30 - 5:30pm
5	July 7 th - July 11 th	Monday - Friday 7:30 - 8:30am	Monday - Friday 4:30 - 5:30pm

Station 1: Camper Confirmation

- Registered program session
- Buddy verification
- Photo release verification. Campers without a photo release will be provided with a wrist band that must be worn for the duration of time they are at camp.
- Individuals authorized to pick-up camper
- Camper mail dropped off

Station 2: Health Check

- Temperature check
- Noting any recent illnesses
- Camp staff will also check for head lice and foot health

Station 3: Medication Drop-Off

- Dietary and/or allergies verification. Campers with a dietary need or allergy will be provided with a wristband that must be worn for the duration of time they are at camp.
- All medications MUST be in their original containers. This includes vitamins, melatonin, and herbal medicines and MUST be handed to the Health Supervisor upon check-in.
- Emergency medications (epi-pen and inhalers are placed in a red fanny pack and provided to the camper)
- Prescriptions medications
- Over-the-counter medications (OCMs)
- Campers will be given a wrist band that helps staff know they have medications they take regularly. Wrist bands must be worn for the duration of time while they are at camp.

Station 4: Luggage & Camper Drop-Off

- Drop off camper luggage in designated trailer or area to be taken to their unit
- Say your “goodbyes.”
- Your camper will be taken to their designated unit
- Exit camp and we’ll see you at the end of the session

***Camp Trading Post:** If open at check-in, please follow signage directing you to the designated parking. Park your vehicle, shop, and when finished safely merge back into the vehicle line and continue the check-in process. Pre-ordered items (camper shirt & patches) will be given to the camper within the first few days of camp.

Reminders

- Do not bring pets to camp
- Refrain from smoking on camp property
- Leave all luggage in the car until after your camper has their health check done

Pick-up at Camp:

The gates will open promptly at pick-up time and close at the end of the pick-up time frame.

The person picking up the camper will be required to show photo identification. There are no exceptions to this policy – even parents, caregivers, and guardians must show ID.

- For your camper's protection all authorized pickups must be listed in the UltraCamp system
- If you know you are not able to pick up your camper, and/or will need to add an additional authorized person, please log into the UltraCamp system, and add the individual to your approved list. Once complete, please also alert the Camp Director by sending them an email or calling them directly

Station 1: Camper Confirmation

- A camp staff will ask your camper's name and verify if you are authorized to pick-up. Parents and caregivers will need to sign a roster to acknowledge camper pick-up

Station 2: Medication Pick-Up

- Pick up any medication you dropped off on the first day

Station 3: Luggage and Camper Pick-Up

- Camper luggage will be set aside for pick up by camper and their parent/caregiver
- Take time to find ALL your camper's luggage. Your camper's luggage may have expanded since they left. Check thoroughly to ensure they have not left anything behind
- Lost and found check: Check through our lost and found to see if any items belong to your camper
- Exit camp and we hope to see you back at camp next time!

Early and Late Arrivals

- Early Pick-Up: If needed, email the camp director, or notify camp staff on check-in day
- Late Pick-Up: Is not an option

Camper Health & Safety

Camper Health and Safety are top priorities at GSACPC Camps. Your camper will be joining our camp community, staying in a cabin or tent with up to nine other campers and sharing the whole camp with many others.

Communicable Disease

Our response to COVID-19 is never static. We review, evaluate, and adapt our protocols and guidelines with data and information from the CDC and local health officials. Please visit our Girl Scout website for the most updated protocols and [guidelines](#).

Health Checks

All campers will receive a health check upon arrival at camp. Trained staff members look for illness, injury, head lice, and signs of communicable diseases. Caregivers will be alerted of any documented concerns.

Requests and Special Supports

Contact your Camp Director for specific support and/or accommodations necessary for your camper.

Examples may include:

- Healthcare
- Emotional Support
- Severe Allergies
- Mobility Limitations

With your Camp Director, you'll be able to confidentially discuss the nature of your camper's needs and gather additional information to determine if the camp can provide the proper support, supervision, and necessary accommodations for your camper to have a safe, fulfilling camp experience.

To be successful at camp, your camper must be able to independently manage their own self-care (shower, dressing, and use the restroom).

We are dedicated to serving ALL Girl Scouts in our council and accommodations can be made in many cases. Please contact your Camp Director for more information prior to registering.

Dietary Needs and Food Allergies

We offer four meal options during mealtimes. Some dietary needs or allergies may require the camper to bring some of their own food from home to supplement the meals provided by camp.

- Vegetarian/Vegan
- Dairy Free
- Gluten Free
- No Restrictions

“Nut Aware”

Although we cannot guarantee a nut-free environment; we are “nut-aware” and can ensure that specific camper's meals are nut-free. Please include your camper's dietary needs or restrictions listed on the Health History Form.

Healthcare at Camp

Each of our camps are staffed by a qualified RN, LPN, EMT, or Wilderness First Responder known as the Health Supervisor. We also have a physician or licensed practitioner on call.

Parents/Caregivers will be contacted if:

- Your camper spends the night in the Wellness Center.
- Your camper needs to see a doctor or visit the Emergency Room.
- Your camper's condition is not improving after treatment received at camp.

- Your camper needs additional support (missing home, etc.)
- Your camper attempts to harm themselves or others.
- Your camper seeks care and/or treatment several times within a day for the same symptoms, unrelated to their health history.
- Your camper has sustained an injury.
- The Health Supervisor has a question regarding information supplied on your camper's health history form (medications, chronic health conditions, etc.).

For the safety of your camper and the camp community, if a camper is exhibiting any signs or symptoms of communicable diseases and/or has been in the infirmary for 12-24 hours with little to no improvement, parents/caregivers will be contacted to pick up their camper.

Medication

Please bring only prescription medication to camp. Medication will be held at the Wellness Center and administered according to the prescribed instructions. Emergency Medications such as Epinephrine or inhalers will always remain with the camper and camp staff will know the specifics of that camper's medical needs. If needed, the Health Supervisor can provide over-the-counter medications, as listed on the health history form.

Medication can only be brought to camp:

- In the original container
- Labeled with the camper's name, physician's name, and correct dosage (The only exception to this is OTC vitamins or supplements) Prescribed by a physician
- Includes detailed written instructions on camper's health history form

Head Lice

If head lice are found during the health screening, the parent/caregiver of the camper will be notified with options that best serve the camper and the camp community. If your camper has head lice before camp, please do not send them to camp until fully treated. Treatment recommendations can be found at [cdc.gov/parasites/lice/head/treatment](https://www.cdc.gov/parasites/lice/head/treatment). If you are not sure what head lice looks like, or how to treat your child, visit [cdc.gov/parasites/lice/head/diagnosis](https://www.cdc.gov/parasites/lice/head/diagnosis).

Safety in the Sun and Heat

At camp, we have two very common and preventable problems: **SUNBURN** and **DEHYDRATION**. Participants are encouraged to bring a hat, non-aerosol sunscreen of SPF 15 or greater, and ChapStick with SPF 15+.

Campers need to drink at between 4-5 (12oz) water bottles a day. At camp meals, we all drink one glass of water before other beverages. **PLEASE ENSURE YOUR CAMPER BRINGS A STURDY REFILLABLE WATER BOTTLE.** We recommend one with a carrying strap so we can ensure girls always have drinking water throughout the day.

Bed Bug Alert

The United States is experiencing an increase in bed bugs in public spaces over the past few years. As bed bugs typically travel in belongings and bedding, it is important for campers to check their belongings prior

to arriving to camp. We conduct regular bed bug checks of sleeping areas at each camp. To learn more, visit [CDC.gov/parasites/bedbugs/FAQs](https://www.cdc.gov/parasites/bedbugs/FAQs)

Communication

Emergency Procedures

Parents/caregivers will be contacted if there is an emergency that affects the entire camp community. Examples of emergencies include wildfire evacuations or other such occurrences. When these events occur, please do not call your camp. You will be contacted by a council staff member promptly with correct and up-to-date information regarding next steps. Communication from us may come through via text message, email, and phone call depending on the situation.

Missing Home

Missing home or home sickness is often the natural result of being separated from home and loved ones. Missing home can happen to everyone, whether your camper is returning to camp, or this is their first time away from home. Camp staff are trained to support campers in these situations. If feelings of sadness and anxiety associated with missing home become so strong that making friends, having fun, sleeping, eating, and participating in activities is difficult, camp staff will contact the parent/caregiver for additional support. You will be the best resource to give advice and other helpful insights that will benefit your camper's experience. For additional information on how to prevent missing home, visit [girlscoutsaz.org/camp-resources](https://www.girlscoutsaz.org/camp-resources).

Evaluations

A big part of providing a robust camp offering includes always making improvements.! We like to receive feedback in a multitude of ways:

- Each camper will have the opportunity to fill out a camper survey near the end of their camp experience.
- Parents/Caregivers will receive a digital survey requesting feedback.
- On-site council staff members may visit camp and casually speak with girls about their overall Girl Scout experience during their week at camp. If you have any questions, please let us know!

Camp Stories and Facebook

We do our best to post photos on our camp Facebook pages each week. The camp pages are public, and as such, we refrain from posting close-up photos of individual campers. We encourage you to follow our Facebook page to stay informed of camp activities and events each week.

During the registration process, you may choose to opt-out of photographs. We cannot guarantee every camper will be photographed. Follow the fun:

- Camp Maripai – facebook.com/campmaripai
- Parsons Leadership Center – facebook.com/gsacpcparsons
- Shadow Rim Ranch – facebook.com/campshadowrimranch
- Willow Springs Program Center – facebook.com/campwillowspringsaz
- GSACPC Page – facebook.com/gsacpc

Additional Important Information

Phones at Camp

Campers' personal phones are not allowed at camp for any reason. Campers are not allowed to receive or make phone calls while at camp. If there is a problem, or if your camper is not doing well, a staff member will contact you. We invite you to contact your Camp Director at any time during your camper's session if you have any concerns or questions. **Please do not send a cellular phone with your camper.**

Camera phones can create privacy and legal concerns and will interfere with your camper's ability to build trust and independence. If you have concerns around this policy, please contact your session's Camp Director. Any phone brought to camp will be secured in the camp office until the camper is ready to leave for home. GSACPC is not responsible for lost, stolen, broken, or damaged property.

Mail at Camp

The best way to ensure your camper receives mail is by dropping it off during check-in. Please include the information listed below when addressing letters and packages. Letters and packages can be sent by postal services, but we cannot guarantee they will arrive while your camper is still at camp. Mail will be handed out Monday-Thursday.

Parsons Day Camp: Though you will see your camper at the end of most days during the week we encourage you to drop mail off several mornings throughout the week so they can have the special experience of receiving mail while at camp. Please still address mail as demonstrated below.

DELIVER MONDAY
Willow Springs Camper Name – junior* Week 4

Lost and Found

All "lost & found" items will be sent to the council offices after the close of the camp session. All items not claimed within two weeks after your camper's session closing will be donated to local charities.

- Parsons Lost and Found – will remain in the camp office at Parsons Leadership Center

For inquiring about lost items, please reach out to our Customer Care Team at (602)452-7030 or reghelp@girlscoutsaz.org

ACA Accreditation

All of our camps are accredited through the American Camp Association (ACA), having met, or exceeded industry safety standards. Girl Scouts- Arizona Cactus-Pine's ACA accreditation shows safety is our top priority. Parents and guardians can rest easy knowing their Girl Scout is in good hands while she attends our camps. Girl Scouts encourages families to use ACA's comprehensive summer camp resources at acacamps.org.



Packing List- Resident/Overnight Camp

Campers are responsible for all items brought to camp. Label everything – especially sleeping bags and luggage! Please do not attach loose items to luggage (ex. tying shoes to suitcase). We recommend that you leave any items you consider to be irreplaceable or valuable at home. Girl Scouts–Arizona Cactus-Pine Council is not responsible for lost, damaged, or stolen items.

Clothing

- t-shirts – one per day
- shorts – one per day
- socks – one pair per day
+2 extra recommended
- underwear – one per day
- jacket or sweatshirt
- shoes – tennis shoes -closed toes & heel
- additional closed toe shoes required for creek-walking, flip flops/Crocs cannot be used for creek walks
- shower shoes, flip-flops recommended
- pajamas
- long pants – one pair, 2 for Maripai
- rain jacket
- hat or visor

Personal Care

- wash cloth
- 1 bath towel
- sunscreen, non-aerosol
- lip balm – SPF 15 or higher
- shampoo and conditioner
- soap or body wash
- brush or comb
- shower caddy
- toothpaste and toothbrush
- sanitary items, if needed

Camp Gear

- sleeping bag or sheets
- sleeping matt for sleep out, recommended
- flashlight & extra batteries
- day pack
- blanket
- pillow and pillowcase
- laundry bag with name on it

- water bottle with shoulder strap
- mess kit
- whistle

Nice To Have

- camera/film, no cell phones
- downtime activities, ex. playing cards, coloring, etc.
- stationary, pen, and stamps
- book
- bandana
- sunglasses

To ensure no prohibited items are intentionally or accidentally packed:

- Phones, tablets, computer, or anything with Wi-Fi/video capabilities
- Illegal drugs or substances
- Alcohol
- Vapes or tobacco products.
- Gum, candy, snacks, or food of any sorts- snacks/food are provided
- Candles, matches, lighters, fireworks, liquid, or gas fuels
- Glass or breakables
- Prescription medications or over-the-counter medication that are not turned into the Health Supervisor
- Weapons of any kind
- Personal sporting equipment
- Vulgar or derogatory verbiage on clothing, baggage, or any personal items
- Extension cords
- Expensive or irreplaceable articles

*** If enrolled in CIT1 or CIT2 washers will be made available once a week* Pack for 7-9 days*

Packing List- Day Camp

Campers are responsible for all items brought to camp. Label everything! We recommend that you leave any items you consider to be irreplaceable or valuable at home. Girl Scouts-Arizona Cactus-Pine Council is not responsible for lost, damaged, or stolen items.

Daily Attire

- t-shirts
- shorts
- socks
- closed toe shoes
- swimsuit -see swimsuit policy below
- closed toe water shoes for pool -required to swim
- hat or visor

Personal Care

- sunscreen,non-aerosol
- lip balm – SPF 15 or higher
- water bottle with shoulder strap
- pool towel

- sunglasses
- camera/film, no cell phones
- daypack/backpack to keep gear together
- sanitary items if needed

Nice To Have

- camera/film, no cell phones
- book
- down time activities ex. playing cards, coloring, etc.
- sunglasses
- stationary, pen, and stamps
- bandana

Prohibited Camp Items

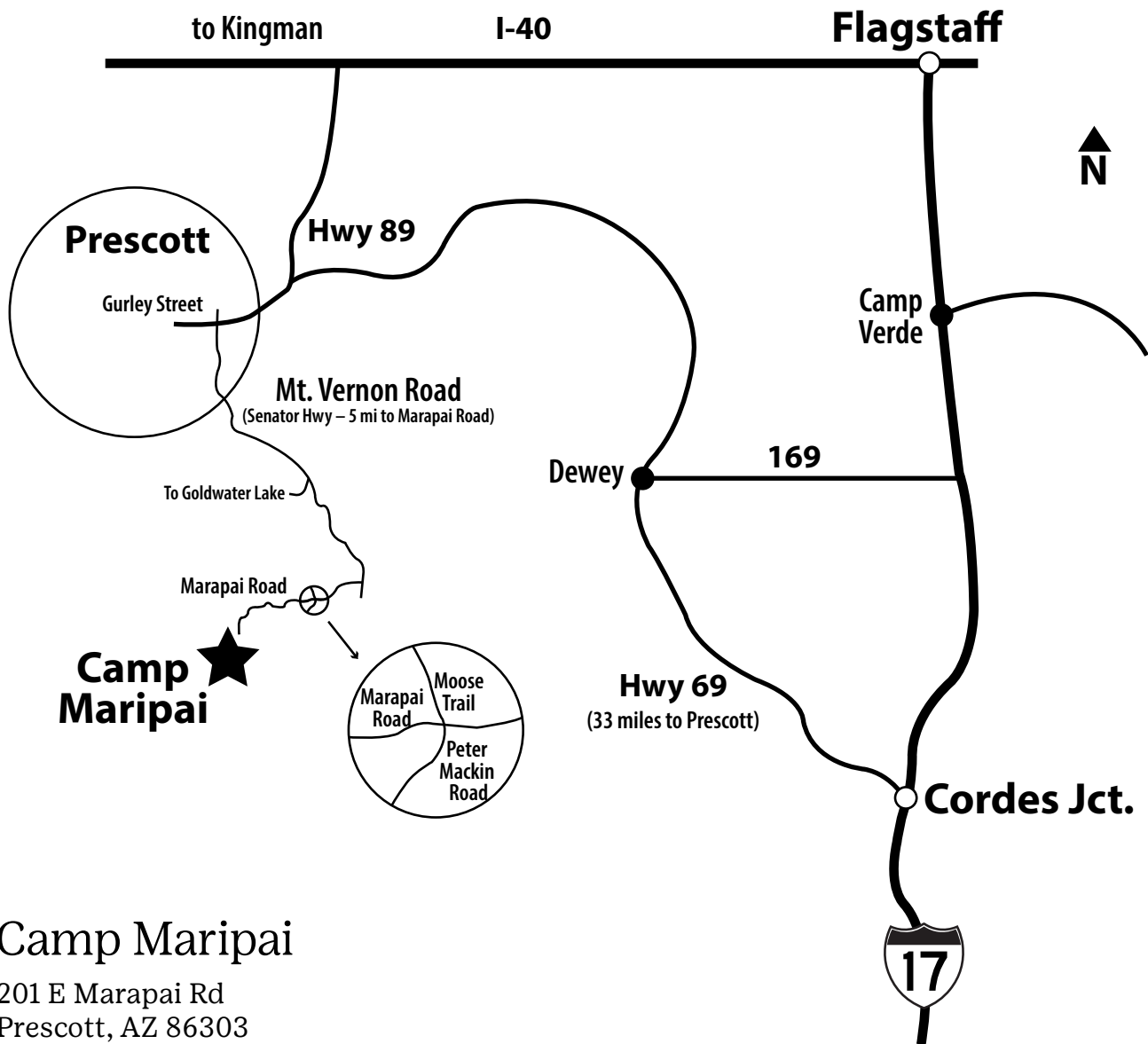
The following items are prohibited at camp. Upon arrival, all campers' bags will be subject to a thorough search to ensure no prohibited items have been packed. This is to ensure the safety of your camper, the broader camp community, and to reinforce the Camper Agreement.

- Phones, tablets, computer, or anything with Wi-Fi/video capabilities
- Illegal drugs or substances
- Alcohol
- Vapes or tobacco products
- Gum, candy, snacks, or food of any sorts -snacks/food are provided unless discussed with Camp Director
- Candles, matches, lighters, fireworks, liquid, or gas fuels
- Glass or breakables
- Prescription medications or over-the-counter medication that are not turned into the Health Supervisor
- Weapons of any kind
- Personal sporting equipment
- Vulgar or derogatory verbiage on clothing, baggage, or any personal items.
- Extension cords
- Expensive or irreplaceable articles

Swimsuit Policy:

For the emotional safety and equity of all our campers, our swimsuit policy includes both a top and a bottom covering for all campers and staff members, regardless of gender identity. Some examples of this may include a rash-guard and boardshorts, a bathing suit top and bottom (navels do not need to be covered, but chests do), one-piece swimsuits, or some combination of these. This policy is also extended to the camp staff.

Camp Maripai Road Map & Directions

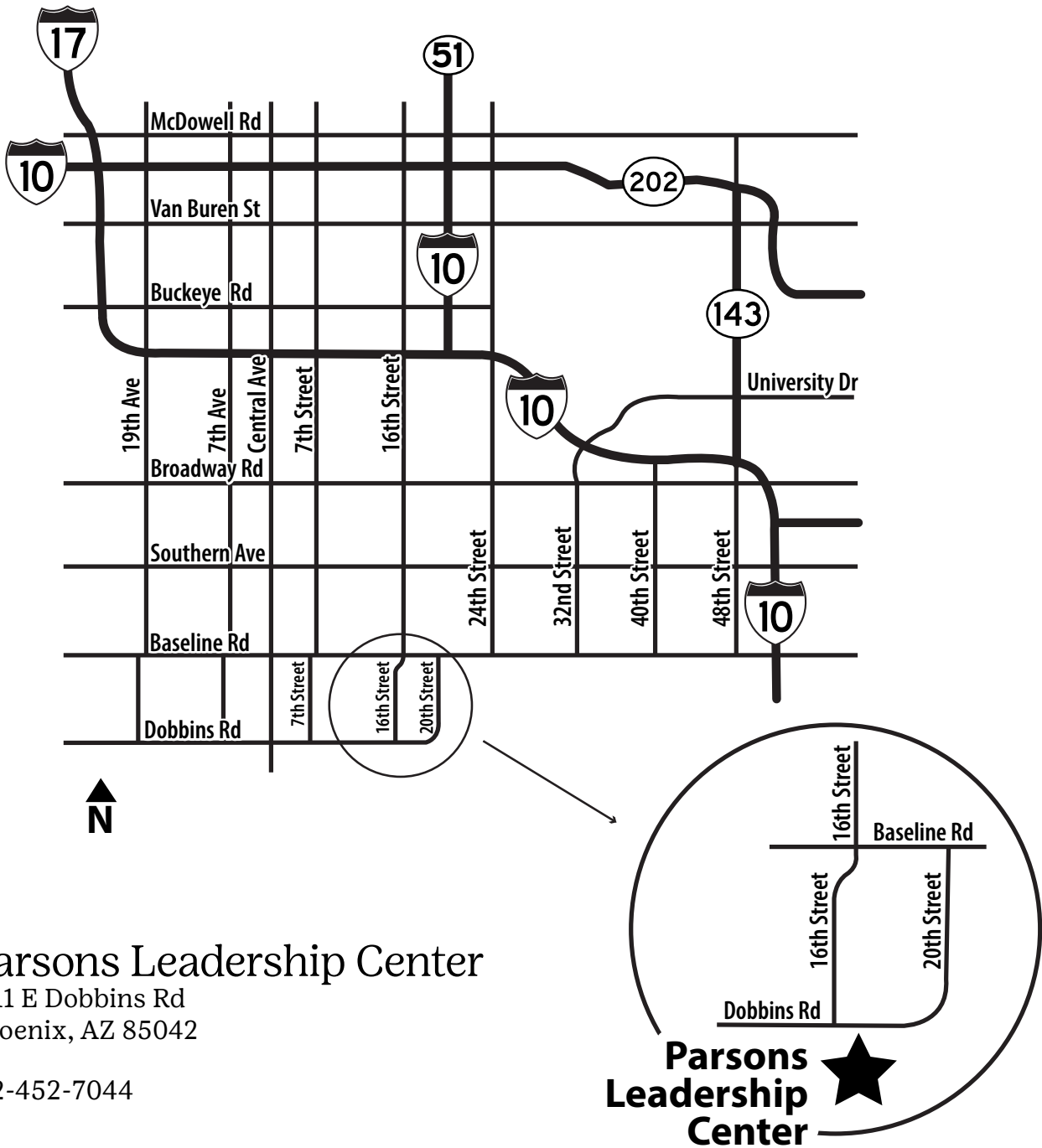


Camp Maripai

201 E Marapai Rd
Prescott, AZ 86303
602-452-7054
928-445-4975 *Program Office (Summer Only)*

Take I-17 to State Rt. 69 at Cordes Junction. Take State Rt. 69 to Prescott (approx. 30 miles). State Rt. 69 will connect with Gurley Street in Prescott. Take Gurley Street west to Mt. Vernon Road (Senator Hwy). Turn left on Mt. Vernon Rd. (Mt. Vernon will become Senator Hwy). Take Senator Hwy all the way to the end, approximately five miles to Marapai Road. Turn right on Marapai Road. Take Marapai Road, all the way to the end, approximately two miles to Camp Maripai.

Parsons Leadership Center Road Map & Directions



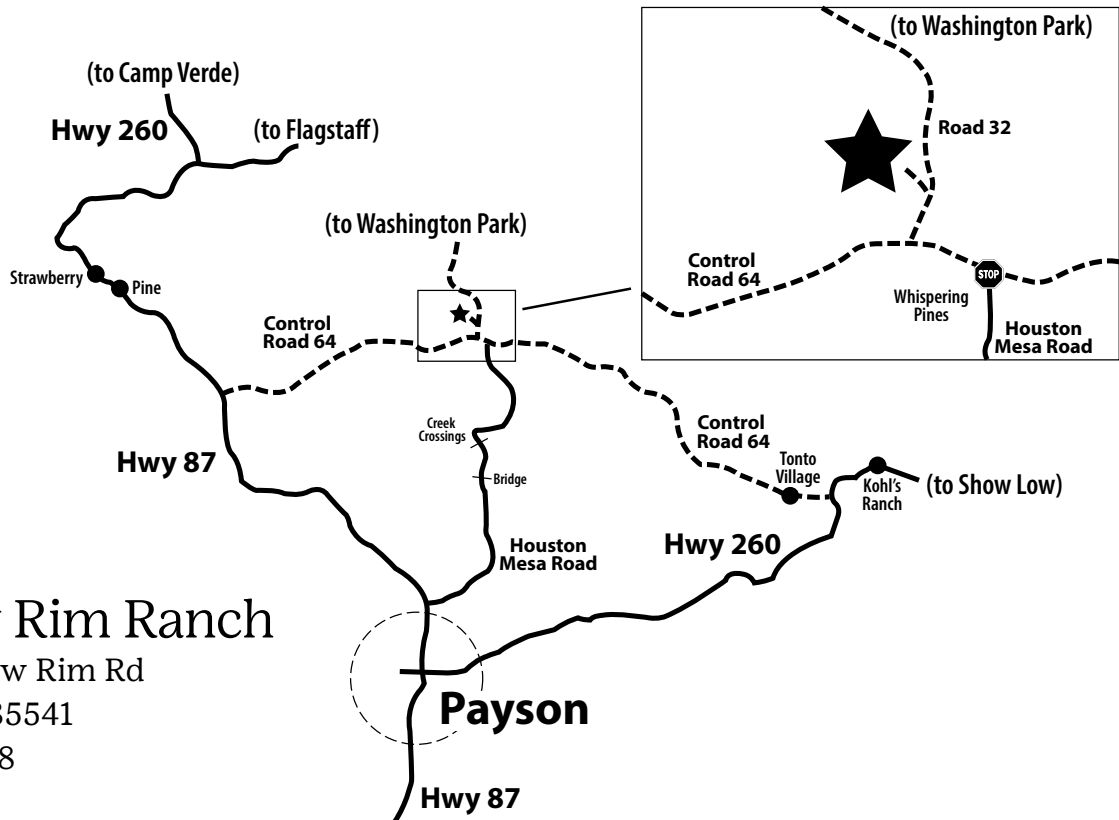
Parsons Leadership Center

1611 E Dobbins Rd
Phoenix, AZ 85042

602-452-7044

Drive south on 16th Street (towards South Mountain) to Dobbins. At Dobbins, turn left and you will see the Parsons Leadership Center.

Shadow Rim Ranch Road Map & Directions



Shadow Rim Ranch

530 N Shadow Rim Rd
Payson, AZ 85541
928-474-2438

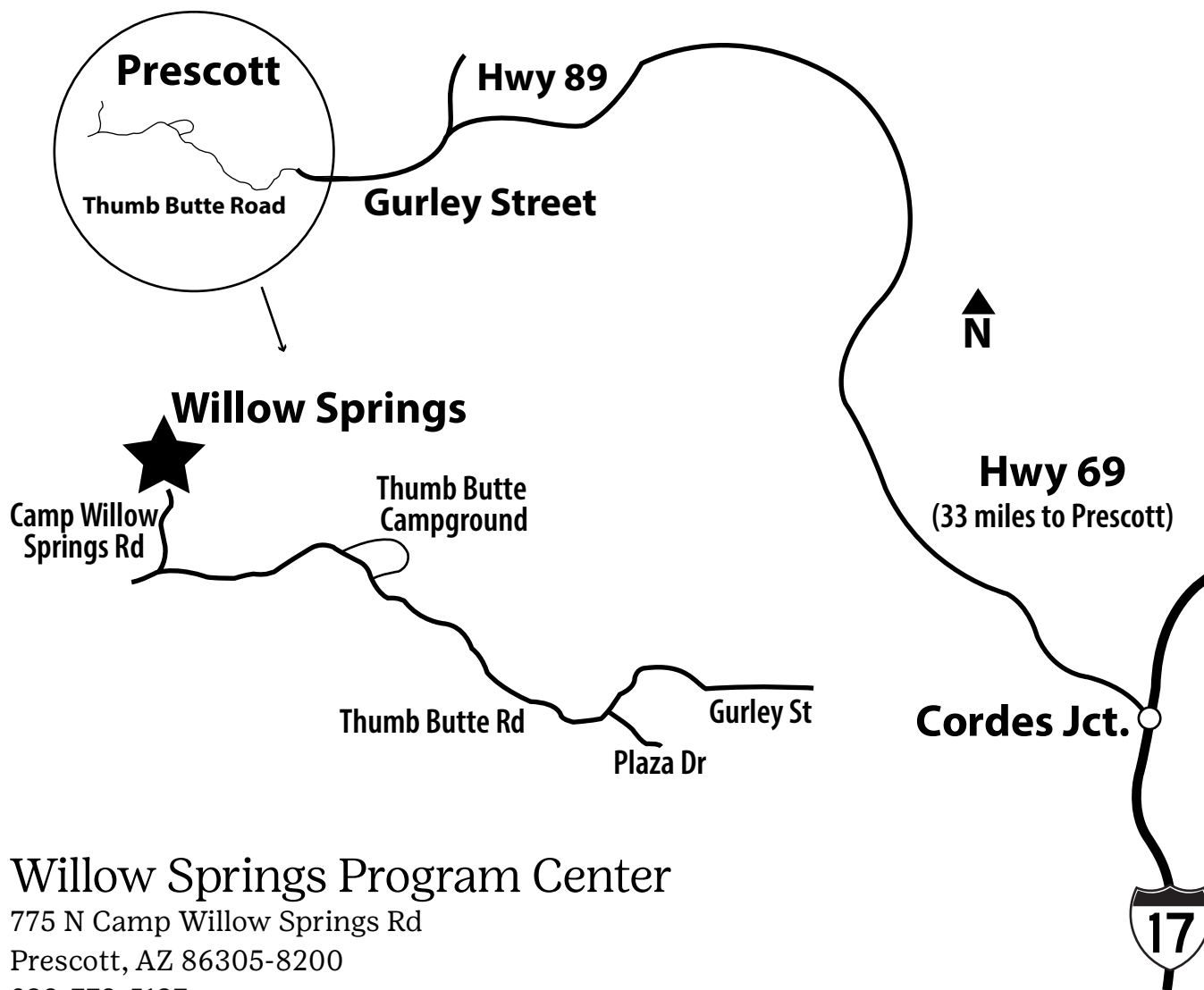
From Metro Phoenix area: Take Hwy 87 North through Payson to Houston Mesa Road, turn right (Rd # 199). Go approximately 10 miles. Turn left onto Control Road 64 at the stop sign in Whispering Pines. (Road becomes dirt at this point). Take Control Road 64 approximately 1/2 mile and turn right on FS Road # 32 (Washington Park Road). Continue on Road 32 for 1.3 miles. You will see a sign that says “Shadow Rim Ranch 1 Mile”. Take a left onto Shadow Rim Road (FS 437). Follow Shadow Rim Road 1/2 mile to the gate.

From the White Mountains area: Take highway 260 west to Control Road 64. (Tonto Village turn off –road becomes dirt at this point). Go approximately 13 miles. At Whispering Pines stop sign, continue west on Control Road 64. Approximately 1/2 mile after Whispering Pines, turn right on FS Road # 32 (Washington Park Road). Continue on Road 32 for 1.3 miles. You will see a sign that says “Shadow Rim Ranch 1 Mile”. Take a left onto Shadow Rim Road (FS 437). Follow Shadow Rim Road 1/2 mile to the gate.

From Camp Verde/Northern AZ: Take Hwy 87 toward Payson. Approximately 3 miles after Pine, turn left onto Control Road 64. (Road becomes dirt at this point). Take Control Road 64 for 9 1/2 miles to FS Road #32 (Washington Park Road). Turn left at the sign that says, “Washington Park” and “Shadow Rim Ranch” and proceed for 1.3 miles. You will see a sign that says “Shadow Rim Ranch 1 Mile”. Take a left onto Shadow Rim Road (FS 437). Follow Shadow Rim Road 1/2 mile to the gate.

Once you leave the main highways, cellular service is intermittent (at best). Please program the address (530 N Shadow Rim Rd, Payson, AZ 85541) into your phone/navigation system before departing.

Willow Springs Road Map & Directions



Willow Springs Program Center

775 N Camp Willow Springs Rd
Prescott, AZ 86305-8200
928-778-5127

Camp Manager
Karen Hill

Camp Ranger
Bradford Geiss

I-17 to State Rt. 69 at Cordes Junction (exit #262). Take State Rt. 69 to Prescott (approximately 33 miles). State Rt. 69 will connect with Gurley Street in Prescott. Take Gurley Street turnoff west through Prescott. Gurley Street turns into Thumb Butte Road near Plaza Drive. Continue west on Thumb Butte Road, and check odometer at Thumb Butte Park entrance. Go approximately 2 paved miles to Camp Willow Springs Road (green street sign on the right side of the road) and a large white painted rock. Turn right on to Camp Willow Springs Road and continue 1/2 mile to the entrance of Willow Springs Program Center.